

Design and Implementation of a Prototype Automatic Reading System for the Consumers' Electrical Energy Meters

Mohammed Samir Mohammed
mohammed.alsoufi@uomosul.edu.iq

Dhafir A. Alneema
dhafir.abdulfattah@uomosul.edu.iq

Computer Engineering Department, Collage of Engineering, University of Mosul

Received: 29/2/2020

Accepted: 6/6/2020

ABSTRACT

The research aims to design and implement a prototype for an automated system that reads electrical energy meters for the consumers and collects these readings in a central unit via the World Wide Web (the Internet). This is done by adding a camera that automatically captures the meter reading of the electric meter as an alternative to the mobile meter reader. This meter reading image is processed and the value of the meter reading is extracted by using a Raspberry Pi device and the Python language depending on OCR (Optical Character Recognition) algorithm and then sent via Internet and collected from all consumers through the Internet cloud in a database in the Central Electricity Department. After collecting this information, it can be used to monitor electrical loads, record invoices, and give reports about loads and costs to consumers, and thus participate in rationalizing electrical energy consumption. The most important characteristic of the proposed model is its simplicity as it does not change anything in the structure of the meter and does not need to make any modifications to its internal composition. This system will save a lot of effort and time and contribute to reducing human errors when reading metrics and making some kind of interventions between the supplier and the consumer to reduce waste, rationalize consumption and reduce costs.

Keywords:

AMR; Raspberry Pi; OCR; Cloud.

<https://rengj.mosuljournals.com>

Email: alrafidain_engjournal1@uomosul.edu.iq

1. INTRODUCTION

The problems related to the traditional electric meter reading system started to increase day after day due to several reasons, including:

- Human errors.
- Population growth.
- Environmental conditions.
- Remote areas.
- Repeated visits.

As a result of these problems, a device that automatically reads the electric meter has been designed and called AMR, this device collects energy information and sends it to the main stations of the Electricity Office for the purpose of analyzing it and calculating the bill. So using this reading system AMR will reduce human errors resulting from reading, as well as reaching remote areas that cannot be visited.

This system is not only used to calculate the electricity meter, it is also used to read the water and gas meter in developed countries.

This research builds a new system that automatically reads the meter without changing the traditional energy meter using the camera and a singleboard computer (Raspberry Pi) supplied with our traditional energy meters that will take image of the meter reading when need to make bill for consumer, then convert this image to text and send it to the central station with meter number (user identification [ID]) for each consumer. This data will be processed and automatically generated invoice. After the bill is generated, it will be sent to each consumer via SMS (short message service).

There are many researches and studies that deal with the different cases and methods of

recording the reading of electric energy meters. Here, the summary of them:

E.Aravind et al., (2014) Enhanced Power Meter that supports wireless data transmission, which designs prototype of the power meter by use current sensor and voltage sensor and ADC (Analog to Digital Converter). Raspberry Pi performs all the basic functions of the microcontroller and supports features such as sending emails and SMS with the help of a Wi-Fi dongle and GSM modem. This automated system enables continuous monitoring of energy consumption [1].

Eyad Ibrahim et al., (2015) Develops a system for reading electrical energy metrics for the Iraqi consumer, using Bluetooth technology that developed the old meter and add the controller Arduino and Bluetooth to overcome human errors of reading the meter and shortening the manual data entry [2].

Anirudh Kumar et al., (2018) Develop real-time monitoring of the AMI-enabled AMR power meter in smart city-IoT application describing the active energy measurement method recorded by conventional real-time meter [3].

J.B.Samson et al., (2019) Smart power monitoring is suggested using Raspberry Pi. It is able to monitor various parameters such as Current, Voltage, Power, consuming unit, and the consumer can take appropriate precautions to reduce the electrical appliances used as well [4].

2. THE PROPOSED METHODOLOGY

The proposed new system as Fig. (1) uses camera setup in front of electrical meter for capturing image to get the counting number of meter out with OCR algorithm using Raspberry Pi which is a sort of minicomputer with Linux OS and python language and send it via internet to the cloud for building the data base and calculating the consumer bill may be monthly or any time.

The proposed system in this research differs from the previous works. Where the designing and the implementation of an automatic reading system for an electrical energy meter have been done without changing the structure of the traditional meter in addition to its low cost and high accuracy also the method used by image processing and not by connecting a voltage sensor and current sensor or changing the internal structure of the meter as in the previous works.

Python is a highly interpreted programming language derived from natural English language which is used in this research because it is a powerful language and open source, so the Python program can be worked on any system

in the world. Python provides multithreading technology that allows the program to be able to execute several commands at the same time, as well it contains many libraries, and this work used some of these libraries to distinguish the number from the image, in addition to sending to the cloud. Also, it helps to link the external parts to the Raspberry Pi [5].

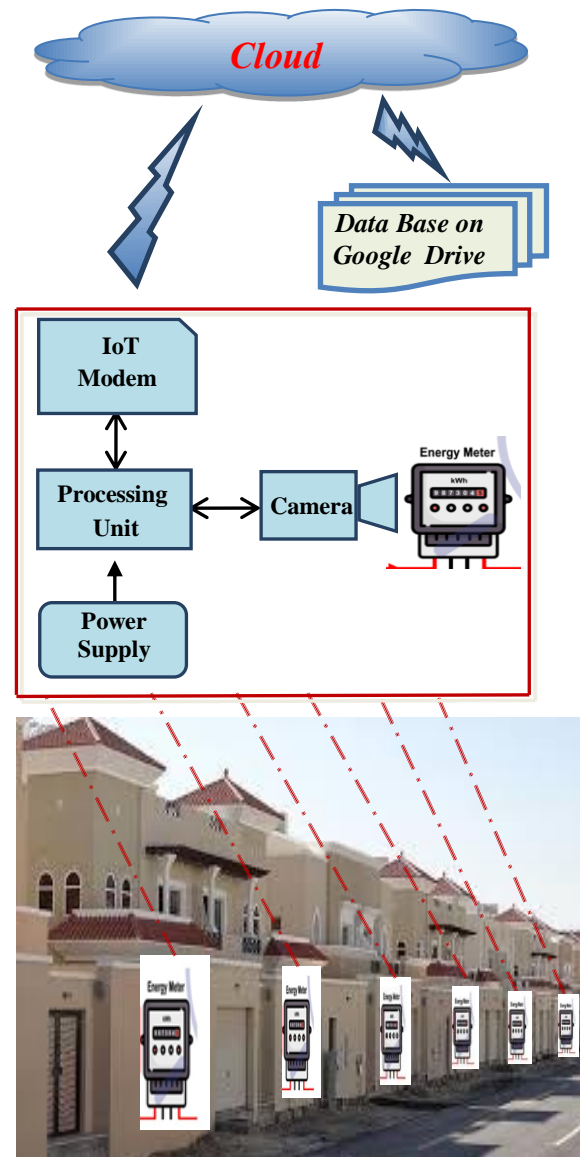


Fig. 1 The block diagram of the proposed electrical energy meter reading system.

2.1. Raspberry Pi Camera

Raspberry Pi camera in Fig. (2) is a device that was used to take a picture of the electric meter. It is connected to the Raspberry Pi by a slot cable. This camera has many specifications, including the image resolution of 5 Mega pixels in addition to video shooting and it is used as

a camera for monitoring the electric meter in real time. The image that is taken is stored in the SD Card in Raspberry Pi[6].



Fig. 2 Raspberry Pi Camera.

2.2. Raspberry Pi3 module B

The Raspberry Pi3 module B is an embedded computer or an SBC (single board computer). The processor of this Raspberry Pi is a hybrid between a microprocessor and micro-controller. It is actually a SoC (system on chip), containing multiple dies stacked on top of each other[7][8].

It contains 4x USB2 ports and 40 pins Extended GPIO, Bluetooth, Wi-Fi and etc. By programming Raspberry Pi in the Python language as mentioned previously, where it takes a periodic and automatic picture of the energy meter, for example in Iraq, the meter reading is taken monthly so it is programmed to do this process monthly so that each customer's bill is calculated by taking a picture and storing it in the Raspberry Pi memory in order to be done application of the OCR algorithm by the libraries in the Raspberry Open CV and Tesseract.

Tesseract is a tool recognizes and reads the text present in images as in Fig. (3) where the algorithm is applied to the image of the energy meter to extract the meter reading where this process is done in four stages, in the first stage converts the image to grayscale so as to reduce the image details and then in the second stage of the image is converted to a binary image to reduce and remove the background details and in the third stage, it is the corrosion process to reduce and eliminate noise in order to isolate the number from the background in order to facilitate the process of distinguishing numbers[9][10].

2.3. IoT Modem

For the houses that have not internet, IoT modem device can be used to connect the Raspberry Pi in the proposed system to the Internet with 2.4 GHZ bandwidth where each

device has its own unique IP address. This can be used also for the remote areas. The Raspberry Pi connected directly to the Internet for the houses that already have.

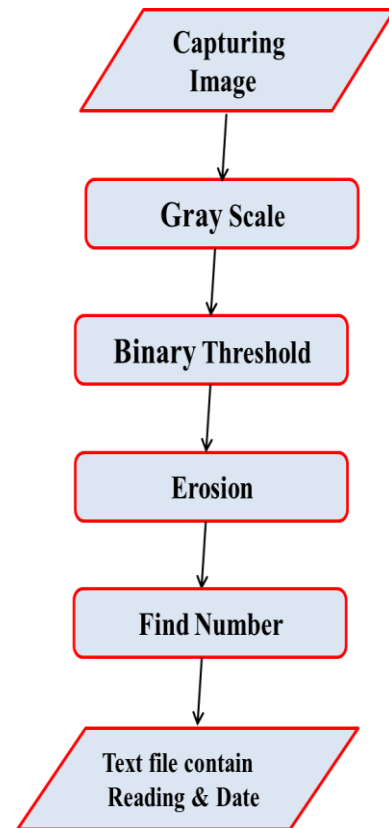


Fig. 3 OCR algorithm.

2.4. Cloud

The cloud refers to the servers that are accessed over the Internet where the data collected from all the consumers' Raspberry Pi as database for analysis and make billing by equations of the Electricity Office for each consume, Google Drive Spreadsheet is used[11].

2.5. VNC (Virtual Network Communication)

VNC is a free application used to view the visual desktop of Raspberry Pi and controls each consumer's Raspberry Pi that connected from any place on the world by internet.

3. RESULTS AND DISCUSSIONS

After the process of extracting the number from the image by use OCR algorithm as Fig.(4)

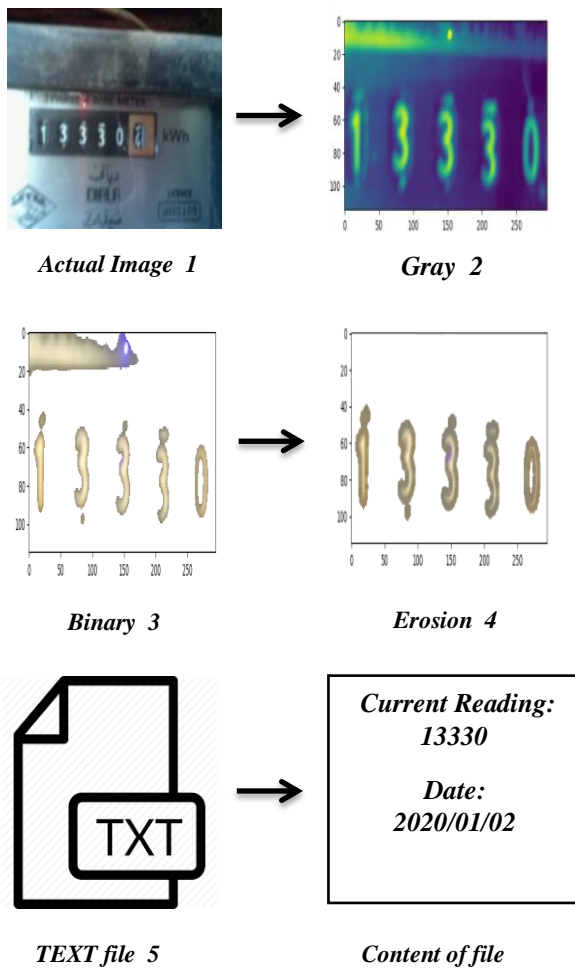


Fig. 4 OCR algorithm result

the file is sent as text to the cloud, Google Spreadsheet as shown in the Fig. (5), where the Columns represents Number of the electricity meter for each consumer (ID), previous reading of the meter, Current reading of the meter, Date of the previous reading, Date of the current reading, Amount of consumption, Period, Daily consumption, Amount that the consumer must pay which was calculated according to the mathematical equation for the central electricity department, Phone number of each consumer as shown in the enlarged part of Fig. (5)

These are the most important things that the Department of Electricity needs, and it is possible to provide any additional information that the department may need. After providing the information, it is possible to communicate with the customer via the mobile number and to inform him through a report stating the amount of his consumption of electrical energy and any other notes. This information also provides a reliable database for conducting integrated calculations of

energy consumption and costs, analyzing and drawing them for every home and every residential neighborhood, and it can cover the whole country and this information is available at all times possible.

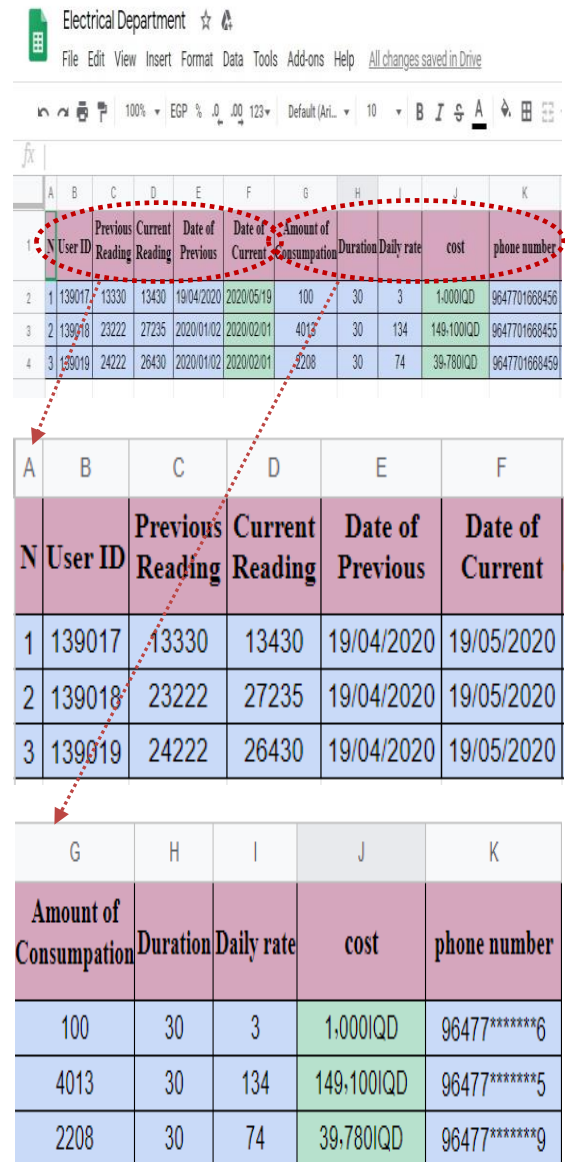


Fig. 5 Google Drive Database

4. CONCLUSION

In this research, a prototype was designed and implemented for the electric energy meter reading system for all consumers using a new method that does not affect the basic meter structure. This method is characterized by simplicity, speed and accuracy, it provides all the necessary information about the subscribers, including their

meters identification numbers and the values of their readings, which represent the amount of energy that is consumed by them.

The continuous communication with customers is made, and it can be used to send invoices and guidance and awareness messages to rationalize electrical energy through SMS. The database associated with the proposed system provides reliable information to conduct integrated calculations of energy consumption and costs, and to analyze it for every home and every residential neighborhood and can cover the entire country. This information is available at all possible times to facilitate monitoring of the electrical network.

REFERENCES

- [1] E. Aravind, G. Karthick, S. Harithaa, B. Ramya Sundaram, and S. K. Vasudevan, "Improved energy meter supporting wireless data transfer," *Research Journal of Applied Sciences, Engineering and Technology*, vol. 8, no. 10, pp. 1266-1271, 2014.
- [2] Eyed Ibrahim Abbas and Mazboub, the Arab of Muhammad, "Developing a system for reading electrical energy metrics for the Iraqi consumer using Bluetooth technology," *ThiQar University Magazine*, 10, p. 4 (December 2015), PP. 78-91.
- [3] A. Kumar, S. Thakur, and P. Bhattacharjee, "Real time monitoring of AMR enabled energy meter for AMI in smart city-an IoT application," *Proceedings - 2018 IEEE 4th International Symposium on Smart Electronic Systems, iSES 2018*, pp. 219-222, 2018.
- [4] J. Belwin Samson, K. Alwin Fredrick, M. Nithin Sathiya, R. Catherine Joy, W. Joel Wesley, and S. Stanley Samuel, "Smart energy monitoring using raspberrypi," *Proceedings of the 3rd International Conference on Computing Methodologies and Communication, ICCMC 2019*, no. Iccmc, pp. 845-849, 2019.
- [5] B. Heinold, "A Practical Introduction to Python Programming," p. 263, 2012.
- [6] M. A. Pagnutti *et al.*, "Laying the foundation to use Raspberry Pi 3 V2 camera module imagery for scientific and engineering purposes," *Journal of Electronic Imaging*, vol. 26, no. 1, p. 13014, 2017.
- [7] X. Zhong and Y. Liang, "Raspberry Pi: An effective vehicle in teaching the internet of things in computer science and engineering," *Electronics (Switzerland)*, vol. 5, no. 3, 2016.
- [8] R. Pi-Teach, "learn, and make with Raspberry Pi," *Raspberry Pi*, 2016.
- [9] S. Thakare, A. Kamble, V. Thengne, and U. R. Kamble, "Document Segmentation and Language Translation Using Tesseract-OCR," *2018 13th International Conference on Industrial and Information Systems, ICIS 2018 - Proceedings*, no. 978, pp. 148-151, 2018.
- [10] K. S. Shilpashree, H. Loksha, and H. Shivkumar, "Implementation of image processing on Raspberry Pi," *International Journal of Advanced Research in Computer and Communication Engineering*, vol. 4, no. 5, pp. 199-202, 2015.
- [11] N. Naik, "Connecting google cloud system with organizational systems for effortless data analysis by anyone, anytime, anywhere," *ISSE 2016 - 2016 International Symposium on Systems Engineering - Proceedings Papers*, 2016.

تصميم وتنفيذ نموذج أولي لمنظومة قراءة آلية لمقاييس الطاقة الكهربائية للمستهلكين

ظافر عبدالفتاح عبدالقادر

dhafir.abdulfattah@uomosul.edu.iq

محمد سمير محمد

mohammed.alsoufi@uomosul.edu.iq

جامعة الموصل - كلية الهندسة - قسم هندسة الحاسوب

الملخص

يهدف البحث إلى تصميم وتنفيذ نموذج أولي لنظام آلي يقرأ عدادات الطاقة الكهربائية للمستهلكين ويجمع هذه القراءات في وحدة مركزية عبر شبكة الويب العالمية (الإنترنت). يتم ذلك عن طريق إضافة كاميرا تلتقط تلقائياً قراءة العداد للمقياس الكهربائي كبديل لقارئ العدادات المنقل. تتم معالجة صورة قراءة العداد هذه ويتم استخراج قيمة قراءة العداد باستخدام جهاز Raspberry Pi ولغة Python اعتماداً على خوارزمية التعرف الضوئي على الأحرف OCR ثم إرسالها عبر الإنترنت وجمعها من جميع المستهلكين عبر سحابة الإنترنت في قاعدة بيانات في دائرة الكهرباء المركزية. بعد جمع هذه المعلومات، يمكن استخدامها لمراقبة الأحمال الكهربائية، وتسجيل الفواتير، وتقديم تقارير حول الأحمال والتكاليف للمستهلكين، وبالتالي المشاركة في ترشيده استهلاك الطاقة الكهربائية. إن أهم ما يميز النموذج المقترح هو بساطته لأنه لا يغير أي شيء في هيكل العداد ولا يحتاج إلى إجراء أي تعديلات على تكوينه الداخلي. سيوفر هذا النظام الكثير من الجهد والوقت ويساهم في الحد من الأخطاء البشرية عند قراءة المقاييس وإجراء نوع من التدخلات بين المورد والمستهلك لتقليل الفاقد وترشيده الاستهلاك وخفض التكاليف.

الكلمات الدالة:

راسبيري باي؛ التعرف الضوئي على الحروف؛ سحاب